


V.07











Applications

Roads and highways, parking lots and large areas, roundabouts, pedestrian and bicycle paths, pedestrian crossing.

Fixing

- Post top with flange with Ø50mm 3 central holes for fixing the lantern to the support
- Suspended with M52x2 male threaded attachment

Materials

- Die-cast aluminum housing
- Die-cast polycarbonate screen
- Stainless steel fasteners
- Silicone gasket between top and bottom parts

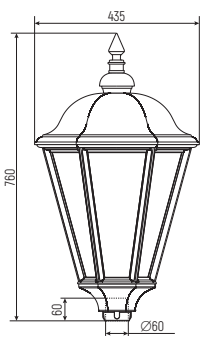
Finishes - powder coating

- Alcea Apex Black
- Alcea Apex Grey
- Could be painted in any chosen color in RAL

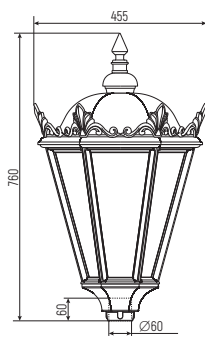
Recommended installation height	from 3,5 to 5 m
Size	435x760 mm
IP	65
Supply voltage	220-240V
Electrical insulation	Class I, II
Power factor correction	PFC > cos φ 0.9

Family V.07

Post Top

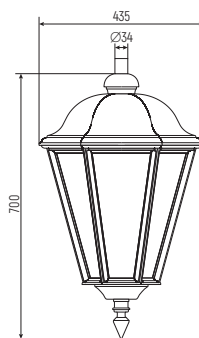


V.07-01

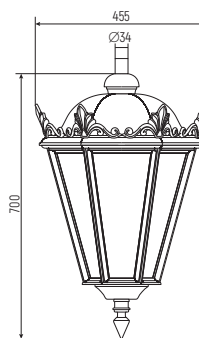


V.07-02

Suspended



V.07-03



V.07-04

Main LED data



ENCLOSURE PROTECTION Electrical auxiliaries

- Programmable electronic power supply with functions: DALI, 1-10V
- Terminals wires max. section of 2.5 mm²
- Surge protection for differential/common mode up to 10kV

Power supply

- Estimated life (L85 – Ta 25°C): >100,000h

SUPPLY VOLTAGE

220V-240V, 50/60Hz frequency

SURGE PROTECTION

10kV/10kV

POWER SUPPLY

Programmable electronic

POWER FACTOR CORRECTION

PFC > cos φ 0.9

ELECTRICAL INSULATION

Class II

ENCLOSURE PROTECTION

Water and dust IP65

Flux sizes option

2700K	3051lm	27W	113lm/W
2700K	4840lm	44W	110lm/W
2700K	6554lm	58W	113lm/W
2700K	9460lm	86W	110lm/W
3000K	3321lm	27W	123lm/W
3000K	5280lm	44W	120lm/W
3000K	7134lm	58W	123lm/W
3000K	10320lm	86W	120lm/W
4000K	3591lm	27W	133lm/W
4000K	5720lm	44W	130lm/W
4000K	7714lm	58W	133lm/W
4000K	11180lm	86W	130lm/W

DALI, 1-10V


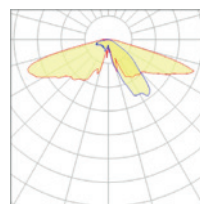
With the two-way digital DALI protocol lighting levels can be adjusted, consumption and system diagnostics monitored. By the analog signal 1-10V, the illumination levels regulation is enabled. Inside the products on the cabling board, space has been made to accommodate an electronic unit for remote management functionalities.

The optical system is composed of overlapping PMMA lenses with high performance and constant light transmission.


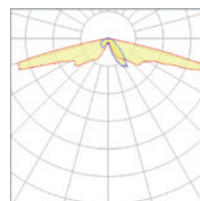
V.07 is equipped with highly efficient latest generation of LED Cree XP-L2 positioned on a ceramic base to provide high thermal conductivity and electrical insulation for a longer service life.

Photometric light distribution

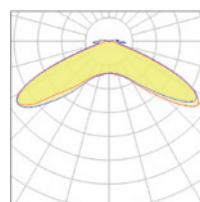
Type 18




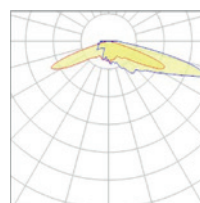
Type 19




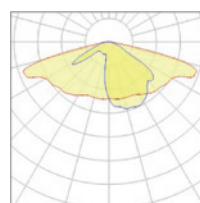
Type 2




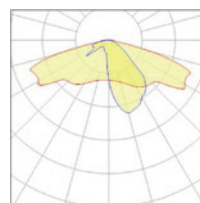
Type 3



Type 4



Type 5



Materials. The posts are made of steel, with cast iron elements. The luminaires are made of steel and die-cast aluminium.

Finishes. The standard colors are Apex Grey and Apex Black that are obtained from a chromatic combination, which has been developed after a long aesthetic research. Power coating for luminaire and liquid for the post.

