

V.79







Applications

Roads and highways, parking lots and large areas, roundabouts, pedestrian and bicycle paths, pedestrian crossing.

Fixing

· Side mounting with flange with Ø50mm 3 central holes for fixing the lantern to the support

Materials

- Die-cast aluminum housing
- Die-cast polycarbonate screen
- Stainless steel fasteners
- Silicone gasket between top and bottom parts

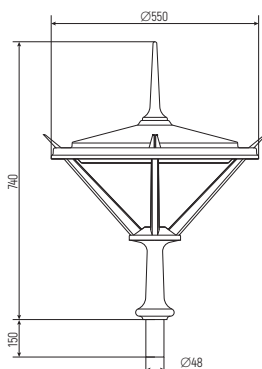
Finishes - powder coating

- Alcea Apex Black
- Alcea Apex Grey
- Could be painted in any chosen color in RAL

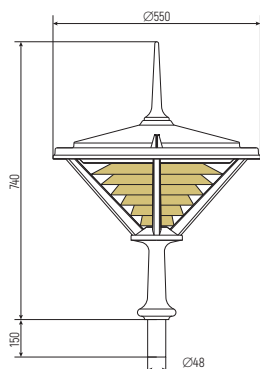
Recommended installation height	from 4 to 6 m
Size	740x550 mm
IP	65
Supply voltage	220-240V
Electrical insulation	Class I, II
Power factor correction	PFC > cos φ 0.9

Family V.79

Post Top



V.79-01



V.79-02

Main LED data



ENCLOSURE PROTECTION Electrical auxiliaries

- Programmable electronic power supply with functions: DALI, 1-10V
- Terminals wires max. section of 2.5 mm²
- Surge protection for differential/common mode up to 10kV

Power supply

- Estimated life (L85 – Ta 25°C): >100,000h

SUPPLY VOLTAGE

220V-240V, 50/60Hz frequency

SURGE PROTECTION

10kV/10kV

POWER SUPPLY

Programmable electronic

POWER FACTOR CORRECTION

PFC > cos φ 0.9

ELECTRICAL INSULATION

Class II

ENCLOSURE PROTECTION

Water and dust IP65

Flux sizes option

2700K	1710lm	15W	114lm/W
2700K	2997lm	27W	111lm/W
2700K	4752lm	44W	108lm/W
3000K	1860lm	15W	124lm/W
3000K	3267lm	27W	121lm/W
3000K	5192lm	44W	118lm/W
4000K	2010lm	15W	134lm/W
4000K	3537lm	27W	131lm/W
4000K	5632lm	44W	128lm/W

DALI, 1-10V


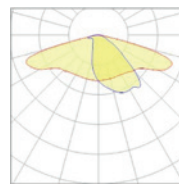
With the two-way digital DALI protocol lighting levels can be adjusted, consumption and system diagnostics monitored. By the analog signal 1-10V, the illumination levels regulation is enabled. Inside the products on the cabling board, space has been made to accommodate an electronic unit for remote management functionalities.

The optical system is composed of overlapping PMMA lenses with high performance and constant light transmission.


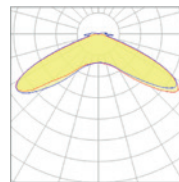
V.79 is equipped with highly efficient latest generation of LED Cree XP-L2 positioned on a ceramic base to provide high thermal conductivity and electrical insulation for a longer service life.

Photometric light distribution


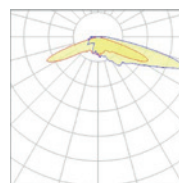
Type 1




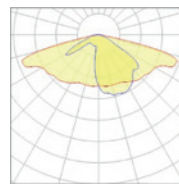
Type 2




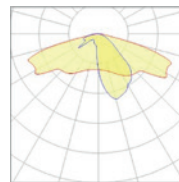
Type 3




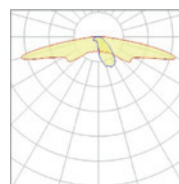
Type 4




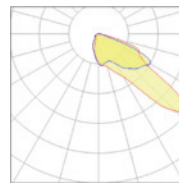
Type 5




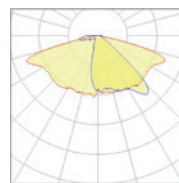
Type 6



Type 7



Type 8



Materials. "ArchiMet" has launched its own production of seamless steel conical production line by induction heating. Laser-cut door with a special lock. Hot-Galvanized. Pole thickness 5mm. The luminaire is made of die-cast aluminium.

Finishes. The standard colors are Apex Grey and Apex Black that are obtained from a chromatic combination, which has been developed after a long aesthetic research. Power coating for luminaire and liquid for the post.



